

COMPACTION SOLUTIONS

Harness the strength. Crush with ease.



Marathon® Compaction Solutions



The Worldwide Compaction Leader

Marathon® Equipment is known throughout the world as one of the leading manufacturers of quality on-site waste compaction products. The RamJet® brand has been the industry standard for quality and innovation for more than 50 years, and includes stationary and self-contained compactors, compaction containers, apartment and high-rise compactors, pre-crushers, auger-style compactors, transfer systems, and a wide array of options for virtually any application.



Building a Legacy of Performance, Innovation, Quality, and Service

Known throughout the world for its proven on-site waste compaction and recycling systems, **Marathon** began one evening in early 1966 as Lawson Acton, a refuse-hauling contractor, and Jack Wright, a manufacturer of car washes, were talking over the back fence. Acton wasn't happy with the stationary compactors of the day because they were built like "battleships," with complicated electrical and hydraulic systems. Only the "wealthy few" could afford them, which automatically left out retailers, shopping malls, and smaller industrial companies.

Acton envisioned a compactor that better utilized material and was more economically priced and within the reach of his waiting market. Combining his idea with Wright's manufacturing expertise, the first **RamJet** compactor was born. It was a struggle for the fledgling company that began producing compactors in 1967 in its first "factory," an abandoned service station. Both resistance from a "wait-and-see" market and competitive activity combined to make the first years in Birmingham, Alabama, very difficult. The obvious advantages of the **Marathon** brand's more efficient use of materials finally began winning out, and the firm stepped up to a 7,000 sq. ft. plant, then 20,000 sq. ft., and in 1975, to their present facility in Vernon, Alabama. Since 1975, the company has continued its growth by expanding the original 80,000 sq. ft. plant in Alabama to the present 150,000 sq. ft. plant.

Privately held for its first 23 years, **Marathon** was acquired in 1990 by Dover Industries, a diversified industrial manufacturing company and wholly owned subsidiary of Dover Corporation (NYSE-traded; symbol "DOV").

With Dover's continued investment in the business, **Marathon** has grown in the area of product development since the acquisition. In addition to the **RamJet** compactors and container product line, **Marathon** produces and offers a full line of vertical, horizontal, and two-ram balers and recycling equipment.

Core Values

Marathon® Equipment Company Is Committed to:

- ▼ Fostering a safe work environment and taking an industry leadership role in advancing the safe design and use of compaction equipment.
- ▼ Building trust with honesty, integrity, and hard work.
- ▼ Protecting the interest of our customers, employees, and shareholders.
- ▼ Supporting the community and conserving our environmental resources.
- ▼ Providing the best value through innovation and continuous improvement.

Mission Statement

"Our mission is to provide creative solutions to the global recycling, waste, and material handling markets by offering innovative products and superior service."



Compaction

Table of Contents

Wet Waste Compactors

Limited Space	3-6
Self-Contained	7-8

General-Purpose, Dry Waste

Stationary Compactors	9-12
Self-Contained	7-8

Industrial Compactors

PreCrusher	13-14
Transfer Station	15-16

High-Volume Compactors

Transfer System.....	17
----------------------	----

High-Rise and Apartment

Compactors	18-19
------------------	-------

Compactor Options.....

Lifters.....	22
Cart Dumpers.....	23-24

Vertical Balers

.....	25-26
-------	-------

Augers

Stationary.....	27-28
Self-Contained	29

Connected Collections

.....	30
-------	----

Compaction Solutions Warranty

.....	31
-------	----

Vert-I-Pack™

Self-Contained Compactor/Container



6 C.Y. front-load, front-feed configuration shown

Vert-I-Pack Features

- ▼ Use for front, side, or rear-feed applications
- ▼ Adjustable to accommodate 4, 6, or 8 cubic-yard containers
- ▼ Low-Profile feed heights
- ▼ Rigid anchoring platform
- ▼ Triple interlock system
- ▼ Available from 3 to 8 cubic-yard capacities

Vert-I-Pack™ (VIP) vertical compactors are ideal for applications where space for a compaction system is limited, or where roll-off collection service is not feasible or available.

Simple and Safe User Operation



Step One

The operator inserts the key and turns it to the "UP" position. The ram moves from the mid-point position to the up position. The door can now be opened.



Step Two

The large opening allows even 30-gallon containers to be emptied easily.



Step Three

After feeding, the operator closes and latches the door and removes the key. The unit then cycles automatically when the door is closed. With more than 13 tons of crushing power, the **Vert-I-Pack** forces the ram 18 inches into the container.



Step Four

After the ram reaches maximum penetration, it automatically reverses itself. The unit automatically shuts down when the ram reaches the mid-point position at the top of the container. The ram remains in this position until the next use, sealing off the top of the container and applying constant pressure to the refuse. This helps to increase compaction and reduce spring-back.

Perfect for:



Malls/Retail



Restaurants



Grocery Stores



Theme Parks



Hospitals/
Institutions



Education



Senior Care



Convenience
Stores



Logistics/
Distribution



Apartment
Buildings



Mixed Use
Commercial/
Residential



Auto Dealers



Big Box Stores



Hospitality



Transfer Stations/
Municipal



Thrift Stores



Side-Feed Configuration

The Vert-I-Pack® side-feed configuration can be equipped with an optional “thru-the-wall” security chute to provide controlled access from within a building.

Untouchable VIP®

The **Untouchable VIP** is a front or rear-load compactor with heavy-duty containers on casters and features a side-mounted power unit that makes maintenance easy, especially in areas where space is limited. The unit fits directly against a back wall of a narrow alley.

VIP FL/3

The VIP FL/3 is a front-load compactor that has a power unit accessible from the rear of the machine. This portable packer features a compact design that enables it to be used inside a building. The compaction container can then be rolled to a truck-accessible area.

Model	Size	Feed Height	Complete Assembly Weight	Overall Height	Overall Length/Width	Overall Depth	Normal Ram-Face Pressure	Maximum Ram-Face Pressure	Total Normal Force	Total Maximum Force	Motor	Cycle Time
Front-Load Collection Trucks												
Untouchable VIP	2.5 yd ³	52 1/4"	3,675 lbs.	92 3/4"	92 5/8"	48"	15.3 psi	17.5 psi	26,400 lbs.	30,200 lbs.	3 hp	30 sec.
	1.91 m ³	1327mm	1667 kg	2356mm	2353mm	1219mm	1.0 bar	1.2 bar	117 kN	134 kN		
VIP FL/3	3 yd ³	46 3/4"	3,464 lbs.	86 1/2"	96"	62 1/2"	15.3 psi	17.5 psi	26,400 lbs.	30,200 lbs.	3 hp	30 sec.
	2.1 m ³	1187mm	1571 kg	2197mm	2438mm	1588mm	1.0 bar	1.2 bar	117 kN	134 kN		
Front/Rear Feed	4 yd ³	44 7/8"	4,014 lbs.	85 1/4"	92 3/8"	83 1/4"	15.3 psi	17.5 psi	26,400 lbs.	30,200 lbs.	3 hp	30 sec.
	3.1 m ³	1140mm	1821 kg	2165mm	2346mm	2115mm	1.0 bar	1.2 bar	117 kN	134 kN		
Front/Rear Feed	6 yd ³	56 1/2"	4,161 lbs.	96 7/8"	92 3/8"	83 1/4"	15.3 psi	17.5 psi	26,400 lbs.	30,200 lbs.	3 hp	30 sec.
	4.6 m ³	1435mm	1887 kg	2461mm	2346mm	2115mm	1.0 bar	1.2 bar	117 kN	134 kN		
Front/Rear Feed	8 yd ³	74 5/8"	4,351 lbs.	115"	92 3/8"	83 1/4"	15.3 psi	17.5 psi	26,400 lbs.	30,200 lbs.	3 hp	30 sec.
	6.1 m ³	1895mm	1973 kg	2921mm	2346mm	2115mm	1.0 bar	1.2 bar	117 kN	134 kN		
Side Feed*	6 yd ³	61 3/4"	4,055 lbs.	101 3/4"	96"	76"	15.3 psi	17.5 psi	26,400 lbs.	30,200 lbs.	3 hp	30 sec.
	4.6 m ³	1568mm	1839 kg	2584mm	2438mm	1930mm	1.0 bar	1.2 bar	117 kN	134 kN		
Side Feed*	8 yd ³	79 3/4"	4,290 lbs.	119 3/4"	96"	76"	15.3 psi	17.5 psi	26,400 lbs.	30,200 lbs.	3 hp	30 sec.
	6.1 m ³	2026mm	1946 kg	3042mm	2438mm	1930mm	1.0 bar	1.2 bar	117 kN	134 kN		
Rear-Load Collection Trucks												
Front Feed	4 yd ³	52"	3,827 lbs.	92 1/2"	96"	78 3/4"	15.3 psi	17.5 psi	26,400 lbs.	30,200 lbs.	3 hp	30 sec.
	3.1 m ³	1321mm	1,736 kg	2350mm	2438mm	2000mm	1.0 bar	1.2 bar	117 kN	134 kN		
Rear Feed	4 yd ³	52"	3,626 lbs.	92"	96"	90 1/2"	15.3 psi	17.5 psi	26,400 lbs.	30,200 lbs.	3 hp	30 sec.
	3.1 m ³	1321mm	1,645 kg	2337mm	2438mm	2299mm	1.0 bar	1.2 bar	117 kN	134 kN		
Rear Feed	6 yd ³	50 1/2"	4,252 lbs.	91"	96"	132"	15.3 psi	17.5 psi	26,400 lbs.	30,200 lbs.	3 hp	30 sec.
	4.6 m ³	1283mm	1929 kg	2311mm	2438mm	3353mm	1.0 bar	1.2 bar	117 kN	134 kN		

* Reversible/adjustable feature not available on Side Feed models

Pak'nTainer®

Self-Contained Compactor/Container

Pak'nTainer® Front Load Free-Standing and Through-the-Wall Compactors With Container

The Marathon® **Pak'nTainer (MPT)** is a portable, economical, and self-contained compactor/container with a remote power pack.

The **Pak'nTainer** is specially designed for compacting and containing wet or dry waste and simplifying waste dumping.

Its liquid-tight design helps maintain a sanitary environment, while saving money, for those generating as little as 5 cubic-yards of refuse a week.

Place the **Pak'nTainer** wherever needed, whenever needed - temporarily or permanently. No anchoring, no concrete pad, no special surfaces required. It can be used alone or to "fill the gap" in combination with other units.

The container is tapered to achieve superior compaction ratios and aid with waste ejection, which eliminates excessive wear and tear on collection trucks. It can also be chute-fed to allow the container to be placed in an area that is not aligned with a wall opening, similar to self-contained or stationary compactor applications.



Pak'nTainer shown with optional double-door doghouse configuration.



Perfect for:



Malls/Retail



Restaurants



Grocery Stores



Theme Parks



Hospitals/
Institutions



Education



Senior Care



Convenience Stores



Logistics/
Distribution



Apartment Buildings



Mixed Use
Commercial/
Residential



Big Box Stores



Hospitality

LIMITED-SPACE COMPACTION



Marathon® Pak'nTainer® (MPT)

Available in 5.5 Cubic-Yard Front-Load Model

Pak'nTainer® Features

- ▼ Portable design for easy placement
- ▼ Front, rear, and through-the-wall loading options
- ▼ Economical self-contained compactor with remote power pack
- ▼ No anchoring required, suitable for concrete or asphalt surfaces
- ▼ Tapered container provides superior compaction ratios and aids in waste ejection
- ▼ Liquid-tight construction is perfect for wet waste, and ensures a sanitary environment



Cycon Life-Xtender™ Cyclic Control System

Standard on all **Marathon Pak'nTainer** compactors.



Simple and durable latch assembly

Easy-to-operate latch saves on time and maintenance.



Optional hopper and doghouse













Pak'nTainer with optional hopper and doghouse to keep contents in, rain and the elements out.

Shown with optional double-door doghouse configuration.

Pak'nTainer® Dimensions & Specifications

Pak'nTainer® Model	Length	Width	Height	Weight	Size	Charge Box Capacity	Clear-Top Opening (L x W)	Normal Pressure	Maximum Pressure	Total Normal Force	Maximum Normal Force	Motor	Cycle Time
MPT-5.5 FL	97 9/16"	80 1/4"	73 9/16"	2,645 lbs.	5.5 yd ³	0.49 yd ³	22" x 46"	20.6 psi	20.6 psi	19,800 lbs.	19,800 lbs.	3 hp	28 sec.
	2478mm	2038mm	1868mm	1200 kg	4.6 m ³	0.38 m ³	559mm x 1168mm	142 kPa	142 kPa	88 kN	88 kN	2.2 kw	

Perfect for:

-  Malls/Shopping Centers
-  Restaurants
-  Grocery Stores
-  Theme Parks
-  Hospitals/Institutions
-  Education
-  Senior Care
-  Convenience Stores
-  Logistics/Distribution Centers
-  Apartment Buildings
-  Mixed Use Residential/Commercial
-  Big Box Stores



RJ-SC2™
Shown with optional doghouse



SC2™ Features

- ▼ *Large 40 1/2" x 56 1/2" Feed Opening*
- ▼ *Full Door Seal with P-Seal*
- ▼ *Bubble Gate with Auto Relatch and Double-Hinge Door*
- ▼ *AR500 Guide Plates*
- ▼ *Cycon Life-Xtender™ Cyclic Control*
- ▼ *Improved compactor life*
- ▼ *Newly designed raised packer head cylinders*
- ▼ *Easy rear access for cleaning*
- ▼ *Improved cylinder/pin access*
- ▼ *Interchangeable with most existing RJ-250SC applications*
- ▼ *Great for waste with high liquid content*

RamJet® SC² units are state-of-the-art in roll-off self-contained compactors, featuring large feed openings and expanded container storage capacity. They are designed to optimize safety for workers, store and transport your waste, prevent contamination of public areas in accordance with public health department requirements, improve working conditions for your employees, and reduce collection costs.

Warranty | 7-Year Structure | 5-Year Parts | 3-Year Labor

As leaders in the compaction and recycling market, we know when we've developed a game changer.

We're so sure that the innovations of the new SC² will deliver the most reliable and easy-to-maintain compactors on the market, that we've put our money where our mouth is.

Introducing the **7-5-3** Comprehensive Warranty Program on the new **Marathon SC²** compactor. With the **SC²**, product workmanship is covered for seven years, parts are covered for five years, and labor is covered for three.



SELF-CONTAINED COMPACTION



RJ-250SC - Self-Contained Compactor

The RJ-250SC is perfect for weekly volumes of more than 100 cubic yards of wet or general waste materials. These units feature a large 41" x 58" feed opening, and can be customized with a variety of loading arrangements to suit your specific needs. The RJ-250SC is also available in a lightweight Ultra® model.



RJ-100SC - Self Contained Compactor

The RJ-100SC makes handling wet or dry waste simple and is easy to load from both the ground and dock levels. In addition, a hopper can be used to double or triple the loading capacity, and also allow waste to be continuously fed while the unit is cycling. The universal double-end pickup and dock-friendly design make the RJ-100SC ideal for dock-fed applications.



RJ-250HT - Self Contained Compactor

The RJ-250HT is particularly well suited for security chute-fed and dock-fed applications where maneuvering space for the collection vehicle is limited. Unique to the RJ-250HT, the compactor is built into the same door through which the compacted refuse is later emptied, eliminating the need for the additional space necessary for the time-consuming "double turn-around" maneuver required for conventional self-contained models.



DRC-II Dual-Recycling Compactor

The DRC-II is one dual-purpose compactor, occupying one space, with two separate compartments that enable you to compact a wide range of waste and recyclables all at one time. Separate, compact, and process two different materials, such as recyclables and garbage, at the same time in an area where space permits only one compactor.

Dimensions & Specifications

Model	Size	Charge Box Capacity	Feed Opening (L x W)	Complete Assembly Weight*	Normal Pressure	Maximum Pressure	Total Normal Force	Total Maximum Force	Motor	Cycle Time
RJ-100SC	15, 20, 25, 30, and 34 yd ³	1.32 yd ³	35" x 60"	9,900 lbs.	20.9 psi	25.9 psi	36,300 lbs.	45,100 lbs.	10 hp	37 sec.
	11.6, 15.3, 19.1, 22.9, and 26 m ³	1.01 m ³	889mm x 1524mm	4500 kg	144 kPa	179 kPa	161 kN	201 kN	7.46 kw	
RJ-250SC	15, 20, 25, 30, 34, and 39 yd ³	1.31 yd ³	41" x 58"	11,790 lbs.	27.1 psi	33.7 psi	39,900 lbs.	49,500 lbs.	10 hp	33 sec.
	11.6, 15.3, 19.1, 22.9, 26, and 29.8 m ³	1.0 m ³	1041mm x 1473mm	5348 kg	187 kPa	232 kPa	177 kN	220 kN	7.46 kw	
RJ-SC ² <i>new game changing design from Marathon®</i>	15, 20, 25, 30, 34, and 39 yd ³	1.25 yd ³	40 1/2" x 56 1/2"	13,050 lbs.	28 psi	34.7 psi	40,300 lbs.	50,000 lbs.	10 hp	37 sec.
	11.6, 15.3, 19.1, 22.9, 26 and 29.8 m ³	0.96 m ³	1029mm x 1435mm	5919 kg	193 kPa	239 kPa	179 kN	222 kN	7.5 kw	
RJ-250HT †	25 and 29 yd ³	1.31 yd ³	41" x 58"	11,604 lbs.	27.1 psi	33.7 psi	39,800 lbs.	49,500 lbs.	10 hp	33 sec.
	19.1 and 22.9 m ³	1.0 m ³	1041mm x 1473mm	5264 kg	187 kPa	232 kPa	177 kN	220 kN	7.46 kw	
RJ-250SC Ultra	15, 20, 25, 30, and 34 yd ³	1.31 yd ³	41" x 58"	11,100 lbs.	27.1 psi	33.7 psi	39,900 lbs.	49,500 lbs.	10 hp	33 sec.
	11.6, 15.3, 19.1, 22.9, and 26 m ³	1.0 m ³	1041mm x 1473mm	4582 kg	187 kPa	232 kPa	177 kN	220 kN	7.46 kw	

* Weight for largest-capacity unit. Other weights vary according to container capacity † Features a hydraulic tailgate for applications where maneuvering space is limited

Perfect for:

-  Auto Dealers
-  Big Box Stores
-  Education
-  Grocery Stores
-  Hospitals/Institutions
-  Industrial Manufacturing
-  Logistics/Distribution Centers
-  Malls/Retail
-  Mixed Use Commercial/Residential
-  Thrift Stores
-  Transfer Stations/Municipal



RJ-225 featured

Stationary Compactors

RJ-275

Marathon offers a wide variety of commercial compaction systems. Many of these compactors, such as the popular RJ-225 model, have added-value features, such as IEC motor starters, heavier steel in key structural areas, TEFC motors, TRICON Fullness Assurance System, and a guided ram system. They also feature another industry first from **Marathon** — the Side-Mounted Power Unit. This provides the convenience and ease-of-maintenance of a remote power pack with the space savings of an integrated power unit.

Use these products for weekly volumes of more than 100 cubic yards of uncompacted dry waste materials. Select model based on a “feed (clear-top) opening” that will accommodate the largest items being processed.



RJ-275 featured

Features and Benefits

- ▼ Controls pests and improves housekeeping.
- ▼ Reduces labor costs and disposal fees.
- ▼ Cuts inventory shrinkage by curbing employee pilferage.
- ▼ Requires less space for storage of solid waste.
- ▼ Manages odor problems with the optional **Marathon** Odor Control System.

RJ-275

Choose the RJ-275 model for reliable performance in commercial and medium industrial applications. It features a 59-second cycle time and powerful 55,100 lbs. of compaction force. The RJ-275 is also available in an XHD design that features 92,300 lbs. of compaction force.

STATIONARY COMPACTION



RJ-325 Stationary Compactor


The RJ-325 features a user-friendly 48" deck height while maintaining the same clear-top opening as a 4 yd. compactor, and ensures top performance in heavy commercial and industrial applications.



Shown with optional equipment

RJ-450 Stationary Compactor

The RJ-450 features even greater compaction force and faster cycle time, making it ideal for high volume, heavy-duty industrial applications.




RJ-500 Stationary Compactor

The RJ-500 features a large clear-top opening and a deep charge box, which is reinforced to allow for greater compaction and durability.



RJ-550 Stationary Compactor

The RJ-550 is a high-capacity, heavy-duty compactor, ideal for industrial and commercial applications where large volumes of solid waste are generated.



RJ-575HD Stationary Compactor

The RJ-575HD is a high-capacity, heavy-duty compactor, ideal for heavy-industrial applications. Its large hydraulic power unit, rugged construction, and oversized clear-top opening allow for reliable feeding and maximum compaction performance.



Roll-Off Octagon Compaction Containers

The Octagon Compaction Containers are designed with a contoured end, which creates a rolling effect as solid waste is compressed into the container. This unique design minimizes voids and results in a highly dense compaction.

Stationary Compactor Dimensions & Specifications

Model	Charge Box Capacity	Weight	Clear-Top Opening (L x W)	Normal Pressure	Maximum Pressure	Total Normal Force	Total Maximum Force	Motor	Cycle Time
RJ-225	1.51 yd ³ 1.15 m ³	5,150 lbs. 2336 kg	40 ½" x 60" 1029mm x 1524mm	26.8 psi 185 kPa	31.7 psi 218 kPa	46,600 lbs. 207 kN	55,100 lbs. 245 kN	10 hp 7.5 kW	57 sec.
RJ-225 Ultra	1.53 yd ³ 1.17 m ³	4,500 lbs. 2041 kg	40 ½" x 60" 1029mm x 1524mm	25.2 psi 174 kPa	30.1 psi 207 kPa	43,800 lbs. 195 kN	52,300 lbs. 233 kN	10 hp 7.5 kW	57 sec.
RJ-225HD	1.53 yd ³ 1.17 m ³	5,450 lbs. 2472 kg	40 ½" x 60" 1029mm x 1524mm	34.1 psi 235 kPa	39 psi 259 kPa	59,300 lbs. 264 kN	67,800 lbs. 302 kN	15 hp 11.2 kW	49 sec.
RJ-275	2.01 yd ³ 1.54 m ³	5,875 lbs. 2665 kg	53 ½" x 60" 1359mm x 1524mm	26.8 psi 185 kPa	31.7 psi 218 kPa	46,600 lbs. 207 kN	55,100 lbs. 245 kN	10 hp 7.5 kW	59 sec.
RJ-275XHD	2.01 yd ³ 1.54 m ³	7,900 lbs. 3583 kg	52" x 60" 1321mm x 1524mm	44.9 psi 310 kPa	51.3 psi 354 kPa	80,800 lbs. 359 kN	92,300 lbs. 411 kN	15 hp 11.2 kW	51 sec.
RJ-325	2.54 yd ³ 1.94 m ³	6,700 lbs. 3039 kg	67 ½" x 60" 1715mm x 1524mm	26.8 psi 185 kPa	31.7 psi 218 kPa	46,600 lbs. 207 kN	55,100 lbs. 245 kN	15 hp 11.2 kW	50 sec.
RJ-325HD	2.51 yd ³ 1.92 m ³	7,375 lbs. 3345 kg	67" x 59 ½" 1702mm x 1511mm	27 psi 186 kPa	31.9 psi 220 kPa	46,600 lbs. 207 kN	55,100 lbs. 245 kN	15 hp 11.2 kW	50 sec.
RJ-450	2.97 yd ³ 2.27 m ³	8,000 lbs. 3629 kg	67 ½" x 60" 1715mm x 1524mm	23.5 psi 162 kPa	27.7 psi 191 kPa	48,000 lbs. 214 kN	56,500 lbs. 251 kN	15 hp 11.2 kW	50 sec.
RJ-450HD	2.95 yd ³ 2.26 m ³	9,700 lbs. 4400 kg	67 ½" x 60" 1715mm x 1524mm	33 psi 228 kPa	40 psi 276 kPa	73,500 lbs. 327 kN	84,600 lbs. 376 kN	20 hp 15 kW	44 sec.
RJ-500	3.17 yd ³ 2.42 m ³	8,500 lbs. 3856 kg	82 ½" x 60" 2096mm x 1524mm	36.9 psi 255 kPa	43.4 psi 300 kPa	65,400 lbs. 291 kN	76,900 lbs. 342 kN	15 hp 11.2 kW	52 sec.
RJ-500HD	3.12 yd ³ 2.39 m ³	10,300 lbs. 4672 kg	81" x 59 ½" 2057mm x 1511mm	48.2 psi 332 kPa	54.8 psi 378 kPa	84,600 lbs. 376 kN	96,200 lbs. 428 kN	20 hp 14.9 kW	52 sec.
RJ-550	4.20 yd ³ 3.21 m ³	10,500 lbs. 4763 kg	96 ½" x 60" 2451mm x 1524mm	32.5 psi 224 kPa	38.3 psi 264 kPa	65,400 lbs. 291 kN	76,900 lbs. 342 kN	15 hp 11.2 kW	60 sec.
RJ-575HD	4.23 yd ³ 3.24 m ³	12,600 lbs. 5715 kg	95" x 59 ½" 2413mm x 1511mm	41.6 psi 287 kPa	47.3 psi 326 kPa	84,600 lbs. 376 kN	96,200 lbs. 428 kN	30 hp 22.4 kW	36 sec.

Trash Commander™ TANK® Compactor

Perfect for:

-  Auto Dealers
-  Big Box Stores
-  Education
-  Grocery Stores
-  Hospitals/Institutions
-  Industrial Manufacturing
-  Logistics/Distribution Centers
-  Malls/Retail
-  Mixed Use Commercial/Residential
-  Thrift Stores
-  Transfer Stations/Municipal



Trash Commander™ TANK® 220T
Model Pictured

Features & Benefits:

- ▼ The remote power unit features the Marathon® Cycon Life-Xtender™ cyclic control system. Reliable PLC controls eliminates the need for limit switches.
- ▼ A tough heavy-duty power frame includes a 1/2" thick compaction chamber floor and ram-face plate, and liberal use of heavy hot-rolled channels, angles, and bars. The breaker bar is a 6" x 8" x 1" thick solid piece of hot-rolled angle steel.
- ▼ The TC-300T is the shortest three cubic-yard compactor in the industry.
- ▼ Superior clear-top openings in a small footprint.

Trash Commander™ TANK®

The **Marathon Trash Commander TANK** Series compactors are short, yet powerful. Available in two capacities, the compact size of the **TANK** Compactor makes it ideal for dock applications. It takes up to 35% less space than other compactors of similar capacity, and the two crossed-cylinders produce powerful compaction, equal to larger-body compactors. Each model is available in two compaction forces with 10 hp or 15 hp power units.

Size Makes A Difference

Where space is limited, the shorter length of the **Trash Commander TANK** means the container length and capacity can be maximized. Its compact length enables it to fit snugly against any structure, perfect for tight areas. The compact size and 48" loading height eliminate the need for platforms, hand and toe rails, and tread-plate tops in many applications.

Use the **Trash Commander TANK** for weekly volumes of more than 100 cubic yards of uncompacted dry waste materials. Select a model based on the "feed (clear-top) opening" that will accommodate the largest items being processed in your application.

Trash Commander™ TANK® Compactor



Trash Commander™ TANK® 220T Model Pictured



Trash Commander™ TANK® 300T Model Pictured



TC-300T TANK® SERIES COMPACTOR

The TC-300T TANK (foreground) compared to a standard Marathon® 3 cubic-yd. compactor shows the difference in overall length, yet the clear-top opening of the TANK compactor is the same as the larger RJ-325. The TC-300T TANK is ideal for dock-feed applications. With our standard four-sided, rear-feed hopper, there is no need for special walk-on tops or guard rails in many applications. The Trash Commander TANK 300T is a three-yard compactor that can fit into the space of a conventional two-yard unit.


Trash Commander™ TANK® Dimensions & Specifications

Model	Charge Box Capacity	Weight	Clear-Top Opening (L x W)	Normal Pressure	Maximum Pressure	Total Normal Force	Total Maximum Force	Motor	Cycle Time
TC-220T	1.42 yd ³ 1.09 m ³	4,600 lbs. 2087 kg	42" x 58" 1067mm x 1473mm	32 psi 221 kPa	34.6 psi 238 kPa	49,900 lbs. 222 kN	53,900 lbs. 240 kN	10 hp 7.5 kW	52 sec.
TC-220T HF	1.42 yd ³ 1.09 m ³	4,600 lbs. 2087 kg	42" x 58" 1067mm x 1473mm	37.2 psi 256 kPa	39.7 psi 274 kPa	58,000 lbs. 258 kN	62,000 lbs. 276 kN	15 hp 11 kW	40 sec.
TC-300T	2.27 yd ³ 1.74 m ³	5,800 lbs. 2631 kg	67 ½" x 58" 1715mm x 1473mm	32.3 psi 223 kPa	34.9 psi 241 kPa	50,400 lbs. 224 kN	54,500 lbs. 242 kN	10 hp 7.5 kW	78 sec.
TC-300T HF	2.27 yd ³ 1.74 m ³	5,800 lbs. 2631 kg	67 ½" x 58" 1715mm x 1473mm	37.6 psi 259 kPa	40.2 psi 277 kPa	58,600 lbs. 260 kN	62,700 lbs. 279 kN	15 hp 11 kW	59 sec.

RJ-450 HD/PC RJ-575 HD/PC RJ-575 EHD/PC

Powerful RamJet[®] PreCrushers

Perfect for:

-  Auto Dealers
-  Industrial Manufacturing
-  Logistics/Distribution Centers
-  Thrift Stores
-  Transfer Stations/Municipal

Features & Benefits:

- ▼ *Ideal for bulk waste such as 55-gallon drums, wooden pallets, and skids*
- ▼ *High-force crushing ram*
- ▼ *Vertical steel crushing wall*
- ▼ *Self-cleaning gate*
- ▼ *Guided Ram*
- ▼ *Low-Profile Design*
- ▼ *Heavy-Duty Construction*
- ▼ *Tongue and Groove Flooring*
- ▼ *Programmable Controller*



Shrink Your Hauling Costs with a Marathon[®] PreCrusher

Get up to 30% greater compaction results than with a standard compactor!

A **Marathon** PreCrusher eliminates “light loads” of pallets, crates, large boxes, and drums that fill your container with air. The packing ram moves through the charge box with a high level of force that effectively crushes everything against the PreCrusher’s vertical steel wall. The wall is then raised and the ram fully extends, compacting the refuse into the attached container. Uniform compaction is achieved throughout the receiver container. **Every stroke is a crushing compaction stroke. The result: fewer trips to the landfill!**

Select these products for weekly volumes of 500 cubic yards or more of industrial plant solid-waste or recyclable materials. These models are particularly suited for high hourly volumes or continuous-feed applications.

Powerful RamJet® PreCrushers

Overview



Shown with optional equipment



Shown with optional equipment

RJ-575 HD/PC

The RJ-575 HD/PC features rugged construction and an oversized clear-top opening to allow for maximum compaction performance.

No Lifting or Handling of Bulky Crushed Drums

As a drum crusher, **Marathon** brand PreCrushers reduce 55-gallon drums to a fraction of their original size, without lifting or handling the crushed drums! PreCrushers can be fitted with optional guard rails, tread plates, and hoppers.

RJ-575 EHD/PC

The RJ-575 EHD/PC has the heaviest construction of the **Marathon** PreCrusher line and is suitable for the toughest size reduction and compactable material applications.

PreCrusher Dimensions & Specifications

Model	Charge Box Capacity	Weight	Clear-Top Opening (L x W)	Normal Pressure	Maximum Pressure	Total Normal Force	Total Maximum Force	Motor	Cycle Time
RJ-450HD/PC Hi-Volume	2.90 yd ³ 2.22 m ³	14,000 lbs. 6350 kg	56" x 57 1/2" 1422mm x 1461mm	30.8 psi 212 kPa	35 psi 241 kPa	60,800 lbs. 270 kN	69,200 lbs. 308 kN	20 hp 14.9 kW	65 sec.
RJ-575HD/PC	4.15 yd ³ 3.17 m ³	17,600 lbs. 7983 kg	85 1/2" x 57 1/2" 2172mm x 1461mm	42.8 psi 295 kPa	48.7 psi 336 kPa	84,600 lbs. 376 kN	96,200 lbs. 428 kN	30 hp 22.4 kW	51 sec.
RJ-575EHD/PC	4.15 yd ³ 3.17 m ³	23,000 lbs. 10433 kg	85 1/2" x 57 1/2" 2172mm x 1461mm	42.8 psi 295 kPa	48.7 psi 336 kPa	84,600 lbs. 376 kN	96,200 lbs. 428 kN	30 hp 22.4 kW	51 sec.

Heavy-Duty *Transfer Systems*

Perfect for:



Industrial Manufacturing



Logistics/Distribution Centers



Transfer Stations/Municipal



*M-Series compactor
* Shown with optional Rawhide Series[®] package*

Heavy-Duty Compaction Systems for High-Volume Waste Generators


High-volume waste generators and companies with large quantities of heavy wood crates, skids, and drums require heavy-duty compaction systems. Marathon[®] offers a complete line of industrial compactors, including extra heavy-duty stationary compactors and the massive M-1050XW and M-1475XW transfer station compactors.

Most models feature a charge box with 0.375-inch ASTM 500F liners on the sides and a 0.50-inch ASTM 500F liner on the floor. The ram is made of a 0.75-inch steel plate on the face (1.5-inch on the M-1050 & M-1475), the bottom is a 0.50-inch plate with ASTM 500F liner, and the ram top is made of a 0.50-inch plate. The breaker bar is a 2-inch thick steel plate. Each model also features industrial-grade hydraulic power units and electrical systems to achieve maximum compaction. **Marathon** produces a wide variety of labor-saving and specifically compatible options to enhance the benefits of the compaction system, including cart dumpers.

Select these products for weekly volumes of 500 cubic yards or more of industrial plant solid-waste or recyclable materials. These models are particularly suited for high hourly volumes or continuous-feed applications.

M-Series Compactors

Overview



M-600X

The M-600X above is mounted on a platform to accommodate compaction into transfer trucks at a U.S. Navy base in Norfolk, VA.

Rawhide Series®

When the **RAWHIDE Series** option is added to an M-1475XW heavy-duty compactor, it becomes a highly efficient transfer system compactor. This option features a 48" ram penetration into the transfer trailer and an extended snout. This allows for clean breakaways and up to 1,749 cubic yards of throughput per hour.

Model	Charge Box Capacity	Weight*	Feed Opening (L x W)	Maximum Pressure	Maximum Force Rating	Motor	Cycle Time
M-450X	4.5 yd ³ 3.44 m ³	17,000 lbs. 7,711 kg	70" x 56" 1778mm x 1422mm	Up to 2,500 psi 172 bar	Up to 125,600 lbs. 559 kN	20 hp	26-62 sec.
M-600XW	6.0 yd ³ 4.59 m ³	20,000 lbs. 9,072 kg	70" x 76" 1778mm x 1930mm	Up to 2,500 psi 172 bar	Up to 125,600 lbs. 559 kN	20 hp	26-62 sec.
M-600X	6.0 yd ³ 4.59 m ³	21,000 lbs. 9,526 kg	94" x 76" 2388mm x 1422mm	Up to 3,000 psi 207 bar	Up to 150,700 lbs. 670 kN	Up to 30 hp	29-62 sec.
M-800XW	8.0 yd ³ 6.12 m ³	25,000 lbs. 11,340 kg	94" x 76" 2388mm x 1930mm	Up to 3,000 psi 207 bar	Up to 150,700 lbs. 670 kN	Up to 30 hp	29-62 sec.
M-1050XW	10.5 yd ³ 8.03 m ³	33,000 lbs. 14,969 kg	122 ½" x 76" 3112mm x 1930mm	Up to 3,000 psi 207 bar	Up to 190,800 lbs. 849 kN	Up to 50 hp	20-51 sec.
M-1475XW RAWHIDE SERIES	15.0 yd ³ 11.47 m ³	37,800 lbs. 17,146 kg	123" x 76" 3124mm x 1930mm	Up to 3,000 psi 207 bar	Up to 190,800 lbs. 849 kN	Up to 50 hp	21-59 sec.

*Weights do not include power unit. Power unit is separate (remote power unit). Specifications vary depending on the Power Unit and GPM required. Contact the factory for details. 30 hp/75 gpm and 50 hp/125 gpm models operate at 3,000 psi max. pressure.

Perfect for:



Industrial Manufacturing



Logistics/Distribution Centers



Transfer Stations/Municipal



This **BlokPak 3000** installation features an EZ-TRAX Conveyor feed system and tipping floor conveyor.

A load-cell weighing system, an extending hydraulic scissor connector, and other options can be added to this transfer-system compactor for added efficiency.

BLOKPAK 3000® TRANSFER SYSTEMS

The **Marathon BlokPak 3000** Transfer System compacts waste against a retractable vertical gate in a compaction chamber, forming dense 8- to 10-foot logs. The logs are ejected into the transfer trailer until it reaches maximum payload. With the gate closed, waste can continue to be processed into the **BlokPak 3000** while the full trailer is being replaced with an empty trailer, saving valuable time. The ram extends 5 feet into the trailer for a clean breakaway.



BlokPak 3000® Specifications		
Structure Size (L x W x H)	53' 7" x 11' 7" x 17' 4 1/2"	16332mm x 3531mm x 5296mm
Charge Box (L x W x H)	99 1/2" x 75" x 95"	2527mm x 1905mm x 2413mm
Compaction Chamber (L x W x H)	107" x 78" x 79"	2718mm x 1981mm x 2007mm
Ram Cylinder	10"	254mm
Ram Force	235,500 lbs.	1048 kN
Ram Pressure	41.9 psi	289 kPa
Output Rate	Up to 90 tph (continuous)	Up to 81.6 mtph
Output Log Size	78" W x 79" H x Variable	1981mm x 2007 x Variable
Ram Penetration	60" into trailer	1524mm into trailer
Max. System Pressure	3,000 psi	207 bar
Main Cylinder Stroke	288"	7315mm
Main Pump Flow	200 gpm (regen)	757 liters/min.
Reservoir Capacity	400 gallons	1514 liters
Oil Cooler	Air to Oil	
Main Control Panel	120 VAC	
Main Motor	100 HP	74.6kW
Main Voltage	460 VAC, 3-Phase	
Controller	Programmable Color Touch-Screen	




The **BlokPak 3000** cycles until a dense long log of waste is formed. The log is then ejected into the transfer trailer.

Mini-M.A.C.[®] Apartment Compactor

Perfect for:

-  Apartment Buildings/Gardens
-  Mixed Use Commercial/
Residential



The **Mini-M.A.C.** is manufactured in strict accordance with ANSI Z245.2 standards and are UL Listed.

Features & Benefits:

- ▼ Up to 4:1 compaction ratio over uncompacted waste receptacles
- ▼ Remote power unit
- ▼ Convenient single-side ratchet
- ▼ Push-button controls mounted in the panel box face
- ▼ Hopper with access door and interlock for hand-feed or chute-feed applications
- ▼ Full container light
- ▼ CYCON Life-Xtender™ Cyclic Control System's reliable PLC controls eliminates the need for limit switches

Use this product for weekly volumes of less than 150 cubic yards of uncompacted waste. The **Mini-M.A.C.** is a very affordable system and is designed for use with small (2 yd.) containers and for installation in basements of high-rise buildings.

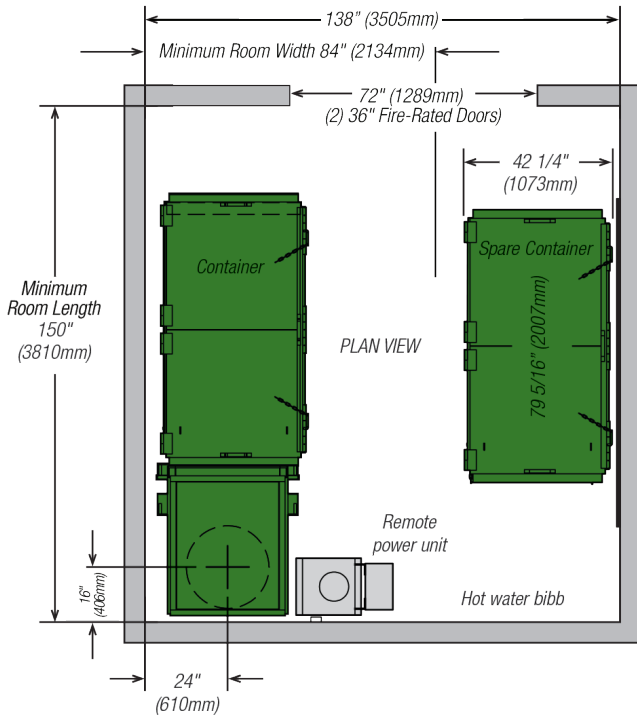


MINI-M.A.C.[®]

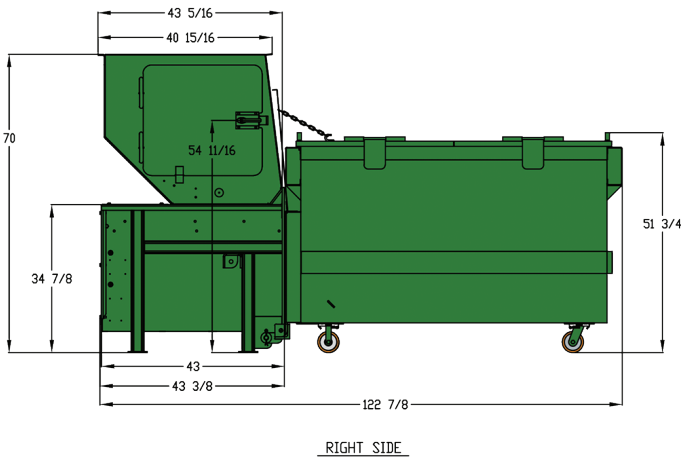
The **Mini-M.A.C.** is the efficient waste compactor for high occupancy buildings with chute fed systems, such as high-rise apartments. The **Mini-M.A.C.** utilizes crossed-cylinder technology to shorten the unit. The compactor with container is just under 124 inches long, which enables it to fit in small trash rooms and other places where space is limited.

Mini-M.A.C.[®]

Apartment Compactor



Typical Mini-M.A.C. Model 3A compactor configuration with chute system



OTHER FEATURES AVAILABLE FOR THE MINI-M.A.C.

- ▼ Ozone generator or liquid spray deodorant system is available for complete odor control.
- ▼ LED photoelectric cycle control for automatic operation.
- ▼ Chute adapter for high-rise structures or hopper for hand feeding.
- ▼ Signal lights to identify specific operational modes.
- ▼ Multi-cycle control systems.

Specifications	Compactor Capacity	Weight	Clear Top Opening (L x W)	Normal Pressure	Maximum Pressure	Normal Force Rating	Maximum Force Rating	Motor	Cycle Time
Mini-M.A.C.	0.30 yd ³ 0.23 m ³	1,600 lbs. 726 kg	22 1/2" x 28" 572mm x 711mm	1,650 psi 114 bar	1,950 psi 134 bar	13,900 lbs. 62 kN	16,400 lbs. 73 kN	3 hp* 2.2 kW	21 sec.

* 3/4 hp, 120 volt single-phase or 5 hp three-phase motors also available

RamJet® Options

For unique installation requirements

Features & Benefits:

- ▼ Container-fullness measuring system
- ▼ Cycle-control systems
- ▼ Power pack options
- ▼ Odor control options
- ▼ Hoppers
- ▼ Doghouses
- ▼ Security chutes
- ▼ Walk-on treadplates

The perfect configuration for your specific needs

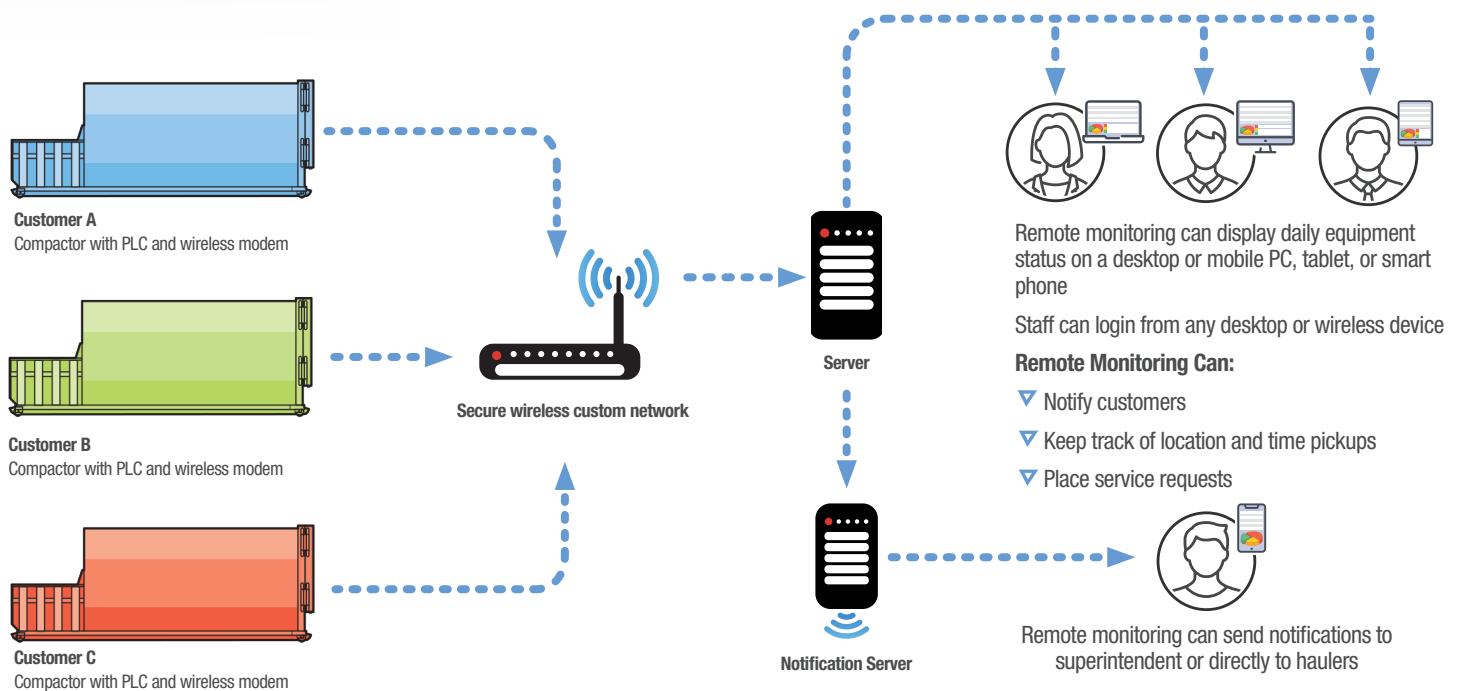
Options are an essential part of virtually any compactor installation. Whether the options are for security issues, convenience, operation efficiencies, or monitoring systems, waste-handling equipment can be fitted with a variety of customizable features to meet the demands of the application. Marathon® compactor options include several categories such as: container-fullness measuring systems, usage-measurement systems, cycle-control systems, power pack options, odor-control systems, and steel options.

Container Fullness and Usage Measurement Systems

The revolutionary remote monitoring system enables the remote management of compaction equipment, right from any desktop or mobile device using integrated wireless communications. The system combines on-site factory built-in or external add-on hardware with an industry-leading software platform to provide, real-time compactor data, 24 hours per day, seven days per week.



Remote monitoring provides users with the tools to optimize equipment, and measurably reduce waste management costs. Eliminate unnecessary pickups, and service equipment to lessen unscheduled downtime, and substantially reduce your overall carbon footprint.



RamJet[®] Options

For unique installation requirements

Container Fullness and Usage Measurement Systems

The revolutionary remote monitoring system enables the remote management of compaction equipment, right from any desktop or mobile device using integrated wireless communications. The system combines on-site factory built-in or external add-on hardware with an industry-leading software platform to provide, real-time compactor data, 24 hours per day, seven days per week.

Remote Monitoring provides users with the tools to optimize equipment, and measurably reduce waste management costs. Eliminate unnecessary pickups, and service equipment to lessen unscheduled downtime, and substantially reduce your overall carbon footprint.



The **Advance-Warning Light** or **3/4-Full Light**, automatically senses the hydraulic system pressure. When the pressure is within 200 psi of normal shutdown pressure, the light, which is built into the push-button station, will flash intermittently and the packer continues to operate normally.

The **Full-Container Light** option illuminates to indicate when the container is full. The light, which is built into the push-button station, is activated when the unit reaches normal shutdown pressure and the compactor automatically stops. To reactivate the compactor for normal operation, it's necessary to empty the container and depress the Full-Container Light to reset the Full-Container Light circuit.

A **Pressure Gauge** option indicates the compactor's system pressure and enables the operator to determine when the container is approaching its "packed out" state. It can be mounted adjacent to the compactor's control station or mounted on the power unit if a remote power pack is used. A **Dual Needle-Pressure Gauge** with an adjustable needle to mark readings is also available.



To view the full line of available Marathon[®] options, view our Compactor Options brochure, by visiting us online at: marathonequipment.com



Innovative. Economical. Efficient.

Lifting Solutions From Bayne Thinline®

Bayne Thinline designs and manufactures high-quality, reliable lifters to save time, reduce costs, and help protect workers from back and other injuries associated with heavy lifting.

Bayne Thinline lifters can save time, reduce costs, and help protect your workers from back and other injuries.



Premium Lift Systems

M-Series Compactor Cart Lifter

The Taskmaster Hi-Lift Lifter can be mounted on the side of a trash compactor. It works with standard 2-bar roll-out carts, can lift up to 500 pounds, and has a powder-coated finish to stand up to the elements.



- ✔ 15-second cycle time
- ✔ 48"–50" mounting height
- ✔ Only 11 1/2" added to compactor width



Swing-A-Way Lifter

Ideal for use at or behind a cafeteria or commercial kitchen, the Swing-A-Way Lifter works with 6-yd and 8-yd front-loading containers. It requires little space to operate, enables the use of lighter mil thickness and lower-cost trash bags, and lifts up to 500 pounds.

- ✔ 15-second cycle time
- ✔ Electrical: 110V single-phase or 230/460V 3-phase



The Smart, Cost-Effective Way to Compact

Marathon® Cart Dumpers can extend the benefits of compaction to all areas of your operation while minimizing equipment investments.

Marathon standard Cart Dumpers are designed to handle two-, three-, and four-cubic yard “trainable” steel containers or a wide variety of plastic tilt-carts in most sizes.

Dock-Level Dumpers

Dock-Level Dumpers are used to dump containers that are rolled directly onto a stationary compactor, or used with self-contained units next to a dock. They are ideal for industrial plants where waste accumulates in many locations. Standard units are powered by a separate 3-hp, 3-gpm power pack with on/off controls and a sustained manual pressure control. Heavy-duty units are powered by a 10-hp, 10-gpm power pack with the same controls as Standard Units. This enables the operator to effectively manage any stage of the dumping process.



Tilt-Cart Dumpers

Tilt-Cart Dumpers handle molded plastic tilt-trucks, steel carts, and Gaylord boxes. They are designed to hold the tilt-truck during dumping without the need for mechanical locks.



Fork-Style Dumpers

Marathon Fork-Style Dumpers handle carts/containers with integrated fork pockets.

Integral Dumpers

Equipped with an integral ground-level cart dumper system, the RJ-250WD is ideal where a centralized disposal system is needed. “Trainable” carts can be located in convenient locations throughout the facility and periodically towed to the compactor. The compactor ram automatically retracts when the cart is being lifted so that the full capacity of the charge box is available for trash being dumped.


COMPACTOR OPTIONS




Marathon® Cart Dumpers

Features & Specifications


The Cart Dumper In Action:



Container is rolled into dumper-fork arms or tilt-truck box. The **Marathon** power pack is activated from outside the area of operation.



Special guards prevent spillage or leakage, even in the vertical position. Operator has full control of the cycle at all times.



Container is tilted a full 45 degrees past vertical, assuring complete cleanout.

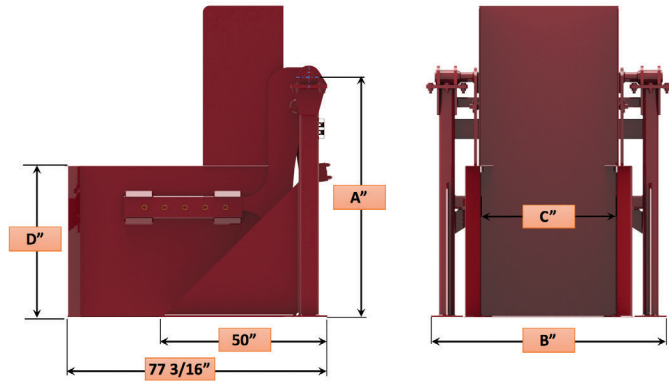
Dimensions & Specifications

Performance Characteristics	Standard	Heavy-Duty
Cycle Time	41 sec.	30 sec.
Tilt-Truck Weight Capacity	1,650 lbs. (748 kg)	3,650 lbs. (1,655 kg)
Fork-Style Weight Capacity	2,000 lbs. (907 kg)	4,000 lbs. (1,814 kg)
Electrical Equipment		
Electrical Motor 3/60-208/230/460/575	3 hp (2.2 kW)	10 hp (7.5 kW)
Standard Controls Include	Three-Push Button Station: Keylock Start/Stop/Reverse	
Hydraulic Equipment		
Hydraulic Cylinders	2	
Bore	3 1/8" (79mm)	4" (100mm)
Rod	1 1/2" (38mm)	2" (51mm)
Stroke	17 1/4" (438mm)	17 1/4" (438mm)
Maximum System Pressure	1,650 psi (113.8 bar)	1,965 psi (135.5 bar)
Hydraulic Pump Capacity	3 gpm (11.4 L/min)	10 gpm (37.9 L/min)

Load capacities are calculated using the following criteria:

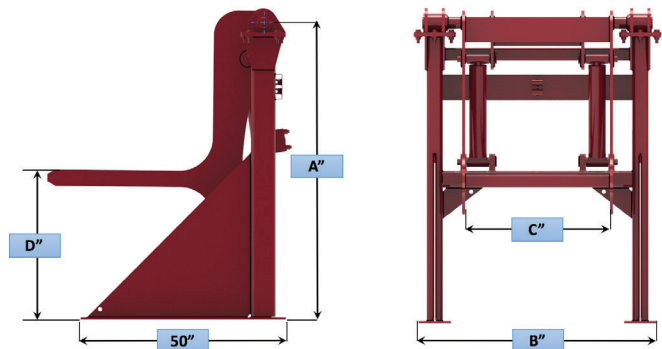
- Loads being uniformly distributed in the cart
- Load capacity includes weight of cart
- Tilt-truck style dumpers assume a load centered at 32" from back of tilt-truck box
- Fork-style dumpers assume a load centered at 36" from the cart-stop crossbar

Pictures and mechanical diagrams in this literature are illustrative only and may not be to scale. Specifications are subject to change without notice in order to accommodate improvements to the equipment. Certified in compliance with ANSI standard Z245.2 and all applicable OSHA Regulations. Products must be used only by trained operators in accordance with the Operator Manual, as well as applicable regulations, laws, and ANSI standards.



Tilt-Truck Style Cart Dumper










- A - Pivot Height** - Available in 36", 48", 60" and 72"
- B - Overall Width** - Available in 58 3/4" to 73 1/2"
- C - Tilt-Truck Spacing** - Available in 34 1/8" to 48 7/8"
- D - Tilt-Truck Box Height** - Standard Tilt-Truck Box Height "D" is 45 7/16"



Fork-Style Cart Dumper

- A - Pivot Height** - Available in 36", 48", 60" and 72"
- B - Overall Width** - Available in 58 3/4" to 73 1/2"
- C - Fork Spacing** - Available in 35 1/8" to 50 1/2"
- D - Standard Fork Height** - Standard Fork Height "D" is 36"

Perfect for:

-  Apartment Buildings
-  Auto Dealers
-  Big Box Stores
-  Convenience Stores
-  Education
-  Grocery Stores
-  Hospitality
-  Hospitals/Institutions
-  Industrial Manufacturing
-  Logistics/Distribution Centers
-  Malls/Retail
-  Senior Care
-  Theme Parks
-  Thrift Stores
-  Transfer Stations/Municipal

Features & Benefits:

- ▼ **Easy to use**
- ▼ **Maintenance Friendly**
- ▼ **Bale weights of up to 1,100 lbs.**
- ▼ **Side-mounted hydraulic power unit**

High-Density Vertical Balers

Marathon[®] High-Density Vertical Balers feature many innovations for ease of use and maintenance-friendly access.

Features, such as the side-mounted power unit, front-facing panel box, and redundant-feed gate interlock system, all add up to a reliable baler and years of trouble-free recycling.

A Smart Relay adds safety features, easy setup, and diagnostic capabilities to your baler.

See the **Marathon Vertical Balers** brochure for details on the complete line of products and options.



Optional Features

Marathon balers can also be equipped with optional features that add even more efficiency and ease of use:

- ▼ Automatic bale ejector that activates when the door is opened and does not extend beyond the wire guides, enabling the unit to be placed against a wall
- ▼ Wire guides that eliminate the need to go behind the baler for a complete tie-off system
- ▼ A bale-made light that illuminates when a bale is made to notify the operator when it is time to eject the bale
- ▼ A lockable electrical disconnect for local Lock-Out/Tag-Out



Fixed retainer teeth on the door and rear of the baler reduce material springback.

Specifications

Model	Cylinder Bore, Rod, & Stroke	Pump Flow (gear)	Motor	Normal Pressure	Maximum Pressure	Maximum Force	Platen Pressure	Cycle Time
V-6030 HD	6" x 3.5" x 48" 152mm x 89mm x 1219mm	10.5 gpm 39.7 L/min.	10 hp	2,000 psi 138 bar	2,200 psi 152 bar	62,200 277 kN	37 psi 2.55 bar	56 sec.

Bale Sizes

Model	Bale Size	Bale Volume	Bale Weight (OCC)	No. Bale Ties (14 ga. X 14'L)	Total Baler Weight
V-6030 HD	60" x 30" x 48" 1524mm x 762mm x 1219mm	50 ft ³ 1.42 m ³	Up to 1,000 lbs. Up to 499 kg	5	4,430 lbs. 2009 kg

Structural and Electrical Specifications

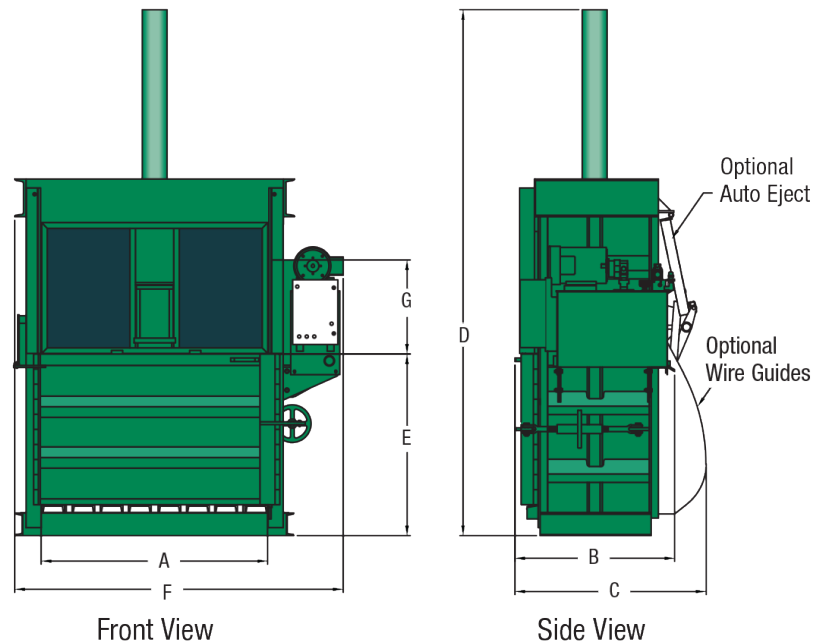
Structural Data	
Body Side Plates	7 Ga.
Body Floor	7 Ga. floor plate, 6" (152mm) structural channel
Floor Structure	6" (152mm) structural channel
Top Cylinder Supports	Heavy 8" (203mm) structural channel integrated into main frame of 8" (203mm) 11.5 structural channel and 1" x 10" (25mm x 254mm) plate beam.
Platen Face	1/4" (6mm) plate, 6" (152mm) structural channels and tubes
Bale Door	7 ga. door plate, 4" x 4" (102 mm x 102 mm) structural tube top rail
Ejector	Manually engaged, chain type
Paint	Primer bottom coat; industrial-grade top coat, low VOC, high solids

Electrical Specifications (all models)	
Control Voltage	120 VAC
Electrical	208/230/460 3-Phase
Control Box	Off/On Security Key Switch, Emergency Stop Button, IEC Motor Starter and Overload, Programmable Smart Relay

Dimensions

Dimensional Data	V-6030 HD
A - Overall Width	88 ¹⁵ / ₁₆ " (2259 mm)
B - Overall Depth	44 ⁷ / ₁₆ " (1129mm)
C - Overall Depth*	52 ¹ / ₂ " (1333mm)
D - Overall Height	140" (3536mm)
E - Feed Height	48 ¹ / ₄ " (1226mm)
F - Feed Opening Width	60" (1524mm)
G - Feed Opening Height	25" (635mm)
H - Bale Door Clearance	58 ³ / ₄ " (1492mm)












* space required for optional wire guides



AST SERIES

Stationary Auger Compactors

Perfect for:

-  Auto Dealers
-  Big Box Stores
-  Education
-  Grocery Stores
-  Hospitals/Institutions
-  Industrial Manufacturing
-  Logistics/Distribution Centers
-  Malls/Retail
-  Mixed Use Commercial/
Residential
-  Thrift Stores
-  Transfer Stations/Municipal

Features & Benefits:

- ▼ *Increased payloads can reduce transportation costs by up to 50% when compared to other applications*
- ▼ *Minimize waste storage space on site*
- ▼ *There are no cavities behind the auger mechanism where waste can accumulate*
- ▼ *Easy to use and maintenance friendly*
- ▼ *Always moves material forward*
- ▼ *The short distance behind the charge chamber, combined with a shorter deck height, makes the AST-220 and AST-440 ideal for dock applications*
- ▼ *Whisper-quiet operation*
- ▼ *Eliminates all hydraulic oil*



AST-320 Single-Auger

Marathon[®] Stationary Auger Compactors are easy to use and maintenance-friendly. They have no hydraulics and fewer moving parts than conventional compactors. These augers deliver superior compaction, resulting in fewer container pulls and reduced facility traffic.



AST-220 Single-Auger

The **AST-220 and AST-320** feature a round opening that holds material, and reduces separation spillage when compared to a conventional compactor. The AST-220 and AST-320 augers can be installed directly at a dock door, eliminating the need to go outside, which results in labor and forklift savings, increased productivity, and employee efficiency.

The **AST-440 Twin-Auger Compactor** is a heavy-duty machine specifically designed for compacting large volumes of waste material. As a Stationary Compactor, the machine is best suited for dry waste such as paper, cardboard, wooden pallets, etc. The twin 28" Auger has excellent throughput, and is able to process large bulky items without bridging in the hopper, making it ideal for large industrial sites and production lines.



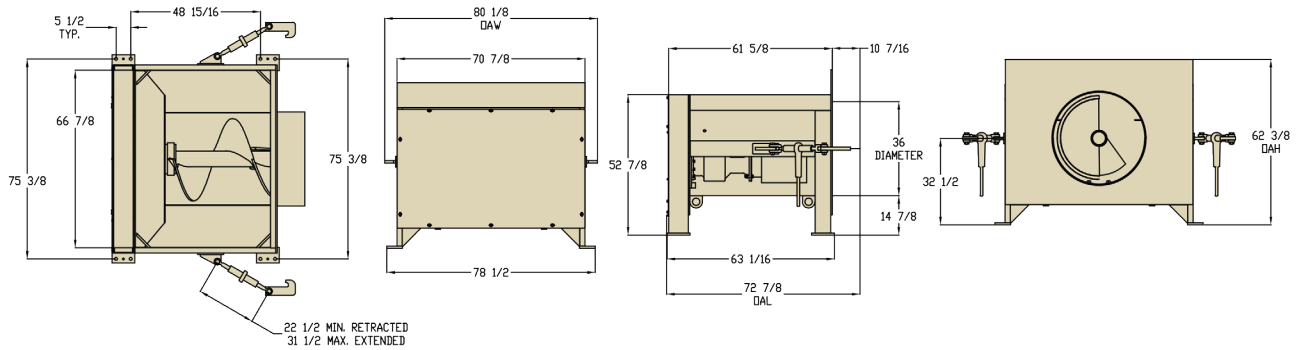
AST-440 Twin-Auger

Durable, high-performance augers will provide years of dependable performance

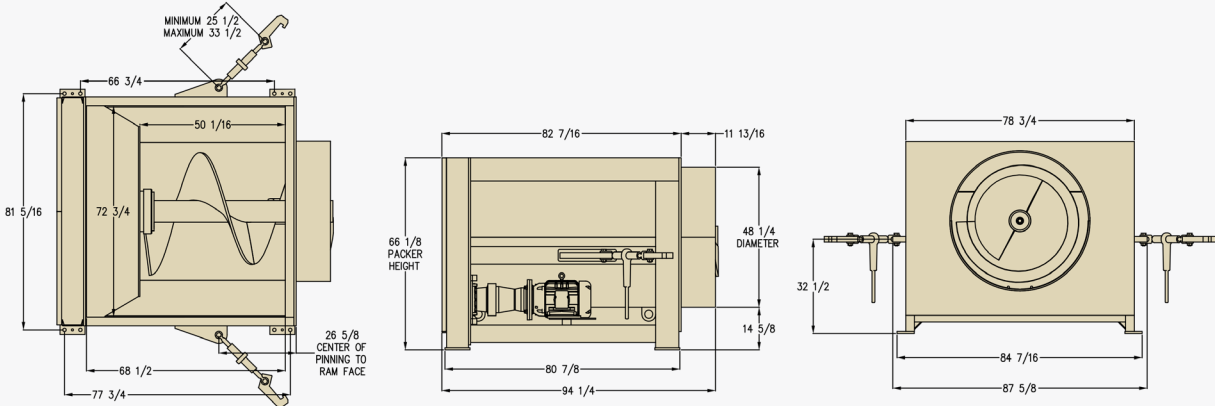
Auger Compactor Series Model Comparison

Specifications	AST-220		AST-320		AST-440	
Clear-Top Opening (L x W)	51" x 66 7/8"	1295mm x 1699mm	68 1/2" x 72 3/4"	1740mm x 1848mm	75 15/16" x 83 13/16"	1929mm x 2129mm
Weight	4,250 lbs.	1928 kg	6,950 lbs.	3152 kg	9,500 lbs	4309 kg
Auger Diameter	36"	900mm	48"	1219mm	2 x 28"	2 x 700mm
Auger Penetration	11"	265mm	11"	265mm	16"	400mm
Performance Characteristics						
Auger Speed	14 rpm		10 rpm		10 rpm	
Electrical Equipment						
Electric Motor 3/60/230-460	20 hp	15kW	20 hp	15kW	2 x 20 hp	2 x 15kW

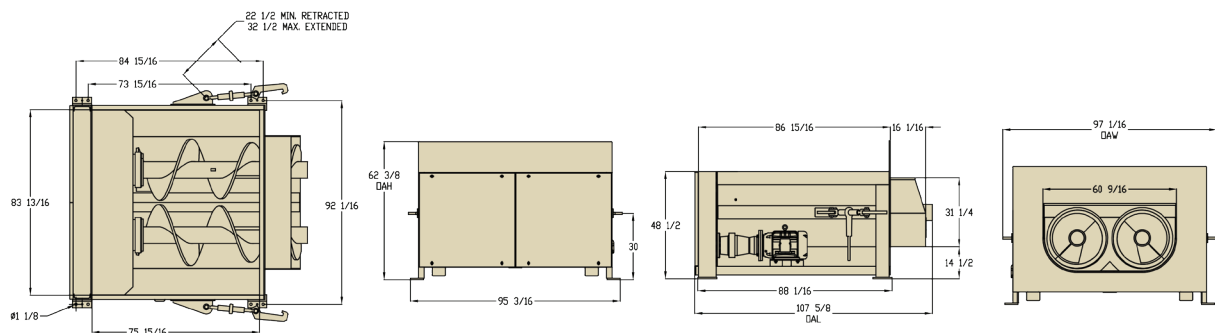
AST-220 Dimensions



AST-320 Dimensions



AST-440 Dimensions





ASC-210

Self-Contained Auger Compactor

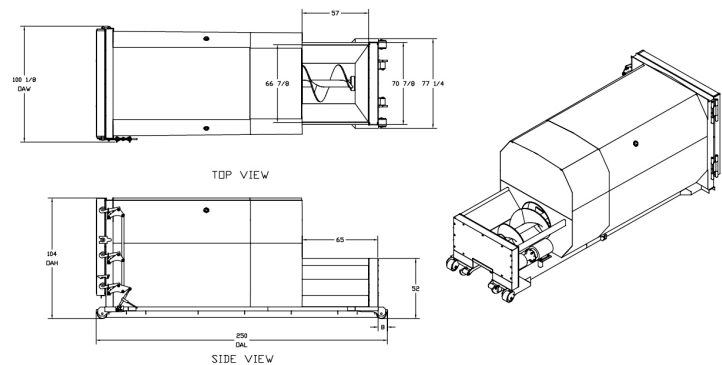
Marathon® ASC-210 Auger Compactors are easy to use and are maintenance-friendly. Its features include a short rear dimension for dock or rear feeding, and an innovative design, which eliminates spring back into the auger chamber. The ASC-210 is a reliable self-contained auger compactor that will provide years of dependable performance.



Some images shown with optional equipment

Features & Benefits:

- ▼ Increased payloads reduce transportation costs
- ▼ Minimize waste storage space on site
- ▼ Continuous forward auger-blade movement reduces waste buildup in the charge chamber, with no cavities in the chamber where waste can accumulate
- ▼ Easy to use and maintenance-friendly
- ▼ Always moves material forward
- ▼ Ideal for wet waste (such as processed medical or organic), but heavy-duty construction also allows for processing tough materials such as skids/pallets
- ▼ Whisper-quiet operation
- ▼ Eliminates all hydraulic oil
- ▼ Materials will not build up behind the auger

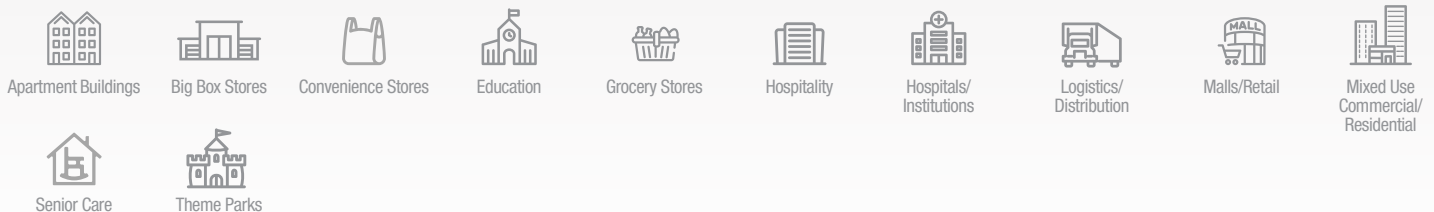


ASC-210 SPECIFICATIONS

Weight	11,200 lbs.	5050 kg
Auger Diameter	36"	900mm
Penetration	13"	330mm
Performance Characteristics		
Auger Speed	9 rpm	
Electrical Equipment		
Electric Motor - 3/60/230-460	10 hp	7.5 kw

Pictures and mechanical diagrams in this literature are illustrative only and may not be to scale. Specifications are subject to change without notice in order to accommodate improvements to the equipment. Certified in compliance with ANSI standard Z245.2 and all applicable OSHA Regulations. Products must be used only by trained operators in accordance with the operator manual, as well as applicable regulations, laws, and ANSI standards.

Perfect for:





Connected Collections™

1 BACK-OF-STORE CONNECTED ASSET SOLUTIONS



1 Focus on the front of the store, we've got the back.

The ultimate solution for peace of mind, efficiency, and productivity.

2 Marathon® provides a full suite of value-added needs.

New and Marathon Certified Remanufactured compactors and balers, digital connectivity, and waste stream monitoring to minimize your waste-related expenses and maximize recycling revenue.

3 Digital connectivity enables asset monitoring, assists with predictive maintenance, and connection to hauler operations.

Partnership with Marathon® supports your long-term sustainability objectives - and provides documentary evidence of your performance.

3 All the information you need at the tips of your fingers.

Eye-Site™ provides a complete dashboard view of the waste and recycling programs for your entire enterprise.

BEST BRAND. UNMATCHED CUSTOMER VALUE. ALL EYES ON YOUR BUSINESS.

Asset Management

- Availability and predictability of assets
- Preventative Maintenance & Service Agreements
- Extended Warranty options
- OEM Parts
- Marathon Certified Remanufacturing with the same warranty as new

Waste Metering

- Right product in the right bucket
- Traceability and control of recycling material
- Enterprise tracking for sustainability goals and measurement
- Reduce contamination

Productivity

- Ensure you have the right equipment
- Pick up when full and not early. Minimize disposal costs
- Remote fullness monitoring & bale weight monitoring
- Maximize recycling revenue



3 Yr. Structure | 2 Yr. Parts | 1 Yr. Labor

Effective June, 2021

The Marathon® Compaction Solutions Warranty

Marathon Equipment is pleased to announce the release of our enhanced Warranty Coverage program. This warranty will take effect and be applicable on all products sold on or after June 1, 2021. Please note: this warranty plan is not retroactive to products sold prior to June 1, 2021.

Our existing Signature Series Warranty, Compactor Warranty, and Auger Warranties have been combined into a new Compaction Solutions Warranty. The Compaction Solutions Warranty includes 3-year structural warranty, 2-year part warranty, and 1-year labor warranty.



Compaction Solutions Warranty 3 Yr. Structure | 2 Yr. Parts | 1 Yr. Labor

Self-Contained Compactor
Trash Commander Tanks
Stationary Compactor
Auger Compactors
Containers & Carts
Vert-I-Pak
Pak'nTainer (MPT)
Mini-M.A.C.
Vertical Balers
Cart Dumpers

7 YEAR STRUCTURE	5 YEAR PARTS	3 YEAR LABOR
-------------------------------	---------------------------	---------------------------

The Unbeatable Marathon® SC²™ 7-5-3 Warranty

As leaders in the compaction and recycling market, we know when we've developed a game changer.

We're so sure that the innovations of the new SC² will deliver the most reliable and easy-to-maintain compactors on the market, that we've put our money where our mouth is.

Introducing the 7-5-3 Comprehensive Warranty Program on the new Marathon SC² compactor. With the SC², product workmanship is covered for seven years, parts are covered for five years, and labor is covered for three.

For detailed specifications, recommendations, or to request a site survey comparing various systems, contact the Marathon® Sales Team at MarathonSales@MarathonEquipment.com

Authorized Dealer:



--	--	--	--	--	--	--	--

Marathon Equipment Company | P.O. Box 1798 | Vernon, AL 35592-1798

Learn more about Marathon Equipment: **800.633.8974 | www.marathonequipment.com**



www.marathonequipment.com

Contact your Marathon® authorized dealer: